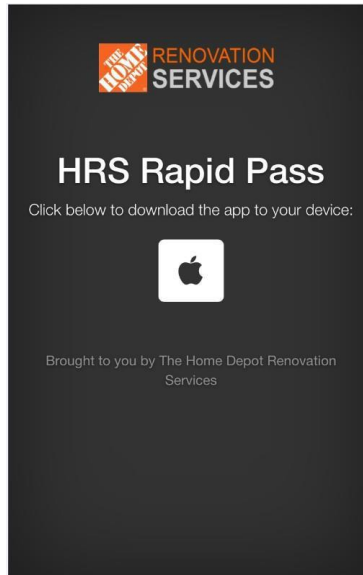


# Rapid Pass iPhone Download Instructions

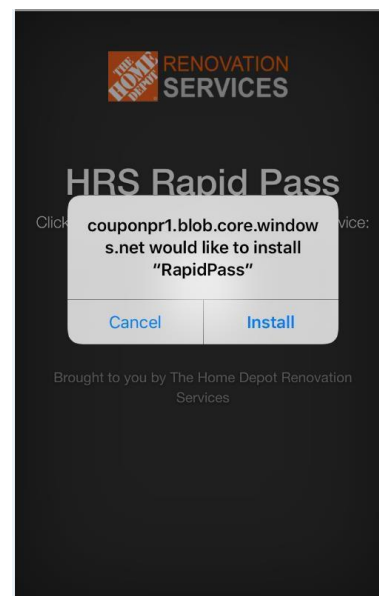
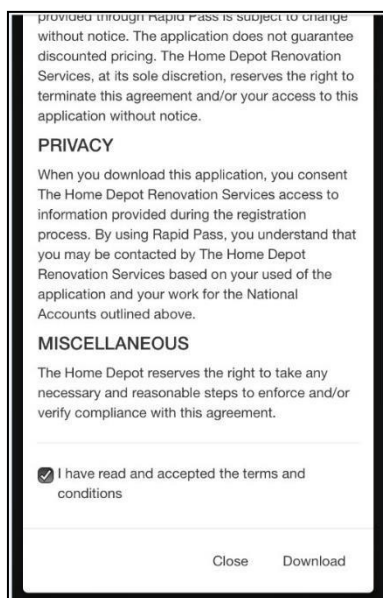
Go to the following link download the application:

[https://rapidpass.extapps.homedepot.com/2HDPRO\\_2](https://rapidpass.extapps.homedepot.com/2HDPRO_2)

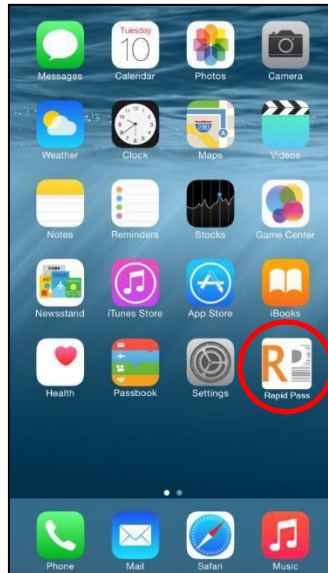
- 1) If you are using an **Apple iPhone/iPad**, tap on the apple logo to begin the download.



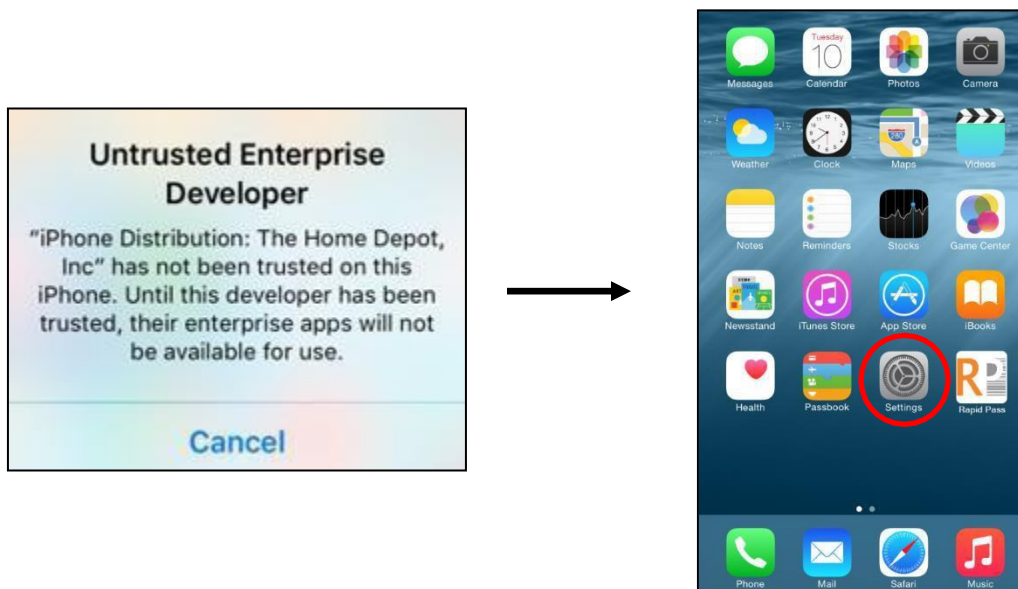
- 2) You will be prompted to read and accept the Rapid Pass terms and conditions. Scroll through the terms and conditions to read them in their entirety. Tap the open box to acknowledge you have read and accepted the terms and conditions and then tap "Download". You will then be prompted again to install. Tap "Install". **Please note: After tapping install, the screen will not change. You will need to return to your home screen to see that the application has completely downloaded.**



- 3) The application will then be downloaded. Press the Home button in the bottom of your iPhone and go to your home screen. Swipe right on your home screen until you see the Rapid Pass application icon.




- 4) Tap on the Rapid Pass icon to open the application.
- a) You might be prompted to change your settings to trust the developer. If you see the below message, tap cancel and go to your settings:

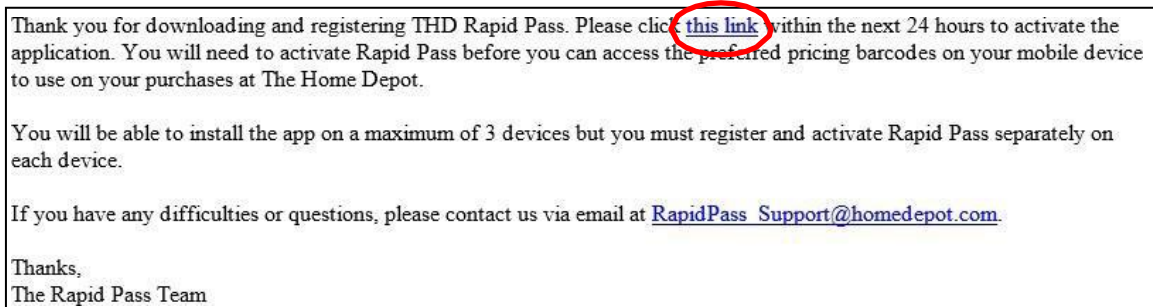


- b) After opening your settings, scroll down to **General > Device Management > The Home Depot, Inc** and tap on **Trust “The Home Depot, Inc”**. Press the home button in the bottom of your iPhone to return to your home screen and tap on the Rapid Pass icon to open the application.

- 5) You will be prompted to input some information. This is a one-time registration process. Enter the appropriate information into the fields and tap confirm. All information is required. You must enter a **valid email address which will be sent an activation link immediately after registration to enable the application**. A screen will appear to show that registration was successful.




- 6) a) Go to your email inbox and locate the email from **RapidPass\_Support@homedepot.com**. Open the email and click on the link in the email to activate your app. You must click the link within 24 hours of registration or you will be required to re-register.



After clicking on the activation link, return to Rapid Pass mobile application on your phone and you will see that device activation was successful.

Property



Property Code

OR

Device Activation Successful!

OK

Address

City

State Select ▾

Zip Code

Get Coupon

- b) If you have not received the email from **RapidPass\_Support@homedepot.com**, return to the Rapid Pass mobile application. You can choose to resend the email by clicking on the first link. If you still do not receive the email, click on the second link to return to the registration page and make sure you entered the correct email address.



- c) If you have tried each of those steps and are still unsuccessful, send an email to **RapidPass\_Support@homedepot.com** with your contact information and someone from the Rapid Pass team will reach out to you.